



Gordon Playground
Inspections LTD **PSSLive+**

*10 The Beeches, Bangor BT19 7RF
27 Clos Cae Pwll, Nelson, Treharris CF46 6LA
Phone: 07818 426651 Email: info@gordoninspections.co.uk*

Inspected by: **Louisa Hill**

RPII Accreditation: **1067A**

Annual Inspection 2023

Townwell Play Area

Cromhall Parish Council



REPORT INTRODUCTION

This information forms an integral part of the inspection report.

This report does not replace a site Risk Assessment. A site Risk Assessment is a legal requirement and the duty to undertake this lies with the operator. This report may form part of the full assessment.

EUROPEAN STANDARDS

The equipment has been inspected in accordance with the most recent version of the relevant British and European Standard:

BS EN 1176:2017 (Parts 1,2,3,4,6)	Playground equipment and surfacing
BS EN 1176:2019 (Part 5)	Playground equipment and surfacing
BS EN 1176:2020 (Part 7)	Playground equipment and surfacing
BS EN 1176:2014 (Parts 11)	Playground equipment and surfacing
BS EN 1177:2008	Impact absorbing playground surfacing
BS EN 14974:2019	Skateparks
BS EN 15312:2007+A1 2010	Free access multi-sports equipment
BS EN 16630:2015	Outdoor fitness equipment
BS EN 16899:2016	Parkour equipment

British and European Standards are not a legal requirement in the UK however they represent best practice guides for owners and operators of equipment. In the event of a claim, compliance (or not) with the relevant standard is often the first port of call for the legal profession in establishing if the operator has fulfilled their 'Duty of Care' to users of the facility.

The Standards are regularly updated and the existing standards are withdrawn. There are a number of circumstances where, due to changes, equipment may fail the most up-to-date standards but this does not mean that the equipment is dangerous or that remedial action is required. It should be noted that standards are not retrospective.

During an inspection, irrespective of the age of the equipment, the inspector will always inspect to the most recent standard requirements. Any compliance failures will be noted, risk assessed and comment made as to whether any further action is required. Making changes to the design of a piece of equipment to try and eradicate a compliance failure may lead to a greater hazard being introduced.

INSPECTION METHODOLOGY

All inspections are undertaken by an appropriately trained and accredited Register of Play Inspectors International (RPII) inspector following the RPII Inspection Scope Document. Each inspector has been checked through the Disclosure and Barring Service (DBS) to the Enhanced level.

Inspections are undertaken in a systematic and logical manner:

- On first view of the site, an initial impression of the site is noted.
- Commencing at the approach to the site, the pathways leading from the road to the site are inspected.
- The perimeter (fence, hedge) to the site is inspected and all the access points (gates, dog grids, stiles).
- The ancillary items (site furniture, signage, litter bins) and general surfaces are inspected.
- All items of play equipment and their associated safer surfaces are thoroughly inspected.
- Before leaving, a final overview of the site is undertaken to ensure that all items have been thoroughly inspected and all findings recorded.

Routine Inspection: This inspection enables the identification of obvious hazards that can result from vandalism, use or weather conditions. (broken parts or broken bottles)

Operational Inspection: This is a more detailed inspection to check the operation and stability of the equipment especially any wear.

Annual Inspection: This is carried out to establish the overall level of safety of the equipment, foundations and surfaces. It includes compliance with the relevant British and European standards, effects of weather, presence of rotting or corrosion and any change in the level of safety as a result of repairs. *It should be noted that this inspection forms only part of the overall Annual Main Inspection detailed in EN 1176 that should be carried out by the operator of the facility.*

Post Installation Inspection: This is carried out immediately following the installation of a site or piece of equipment to establish the overall level of safety of the installation. It includes the equipment, foundations and surfaces, assesses the layout of the site and compliance with the manufacturers installation instructions and the relevant dimensional requirements of the British and European Standards.

Post-Accident, Post-Incident, Ad-Hoc, etc. Inspection: These specific inspections are generally carried out as a result of a specific incident or in relation to a specific piece of equipment. The inspection is modified as necessary.

All inspections are hands-on physical inspections during which all visible components are pulled, pushed and shaken. All inspections are non-dismantling and do not use ladders to gain access to high components, the inspector will however climb over the equipment as per its intended use. Inaccessible components (e.g. high beams, swings etc.) are additionally visually inspected with the use of a magnifying, illuminated mirror on a telescopic pole.

Inspection of the surfaces is visual in relation to the dimension requirements and overall condition. Impact attenuation is not tested, however, should the inspector feel that the surface may be inadequate and requires formal testing, this will be noted in the report.

Except where a loose-fill surface is installed, the inspection does not involve the inspector digging through the safer surface to examine the foundations of the equipment. Should the inspector feel that a further underground inspection is required, this will be noted in the report.

The inspection reflects the condition of the equipment at the time of the inspection. It is a snapshot in time and does not negate the need for a comprehensive inspection and maintenance regime to be undertaken by the operator as recommended in the relevant British and European Standard and by the manufacturer.

It should be noted that the condition and structural integrity of equipment can change rapidly as a result of prevailing weather conditions, usage and abuse.

Inspections do not include the inspection or testing of water supplies or electrical installations.

Photographs are taken as part of all inspections. Care is taken to ensure that these do not include identifiable images of children. If the inspector is unable to take photographs due to the number of children present this will be noted in the report. For all new findings at least one photograph will be taken to clearly illustrate the issue. For any unresolved findings from previous inspections, photographs will be taken to show deterioration or change. For Annual and Post Installation Inspections photographs of each asset will be taken. In some circumstances where there are multiple instances of the same finding on an asset then indicative photographs will be taken and appropriate notes provided - there may not be a photograph of every instance of the finding.

Any items that are not items of play equipment e.g. sculptures etc. will be visually inspected for condition and stability.

As part of Post Installation and Annual Inspections, the overall location, layout and design of the site is assessed and any issues recorded. These may include nearby features (roads, water, electricity cables/pylons, electrical installations), desire lines running across the path of moving equipment, other clashes of movement in and around the playground or lack of segregation by age.

Timber components are tested to aid identification of rot. Techniques using rubber mallets (resonance testing) and fine probes are employed to do this. Inaccessible high beams (swings, trim trails) are additionally visually inspected with the use of a magnifying, illuminated mirror on a telescopic pole.

By its very nature, timber is prone to cracking, these cracks will be identified as part of the inspection but may not require any action other than monitoring. Cracks which have the potential to be an entrapment or those that have penetrated deeper into the timber potentially compromising the effectiveness of the pressure treatment preservative will be identified and appropriate action recommended.

Inappropriate use of strimmers to the base of timber components can cause significant damage to the outer layers of the wood and compromise the effectiveness of the pressure treatment preservative. This type of damage will be identified in order that preventative action can be taken.

In recent years there has been increased concern regarding the presence of lead in paint used on childrens playground equipment. However, most modern metal playground equipment is coated with paint that does not contain lead.

Paint produced before 1980 is likely to contain a high lead content. However equipment coated with such paint does not present a hazard if it is in good condition. Thus equipment is checked to ensure that the coatings are in good condition and recommendations made accordingly.

Wear to shackle pins on swings is difficult to detect on non-dismantling inspections. Checks are made to identify excessive movement in the D shackle and where dry bearings are obvious. Whilst this action can identify serious defects it does not preclude the possibility in rare circumstances, of shackle pin failure. *It is recommended that random inspection by removal of the D shackle pin be carried out as a regular maintenance feature.*

All chain components are inspected for wear, particularly where a connector is used or at points that are subject to greater movement. Special attention is given where there is a difference in the materials used e.g. a stainless steel connector is used on a mild steel chain as these combinations will lead to accelerated wear. Generally wear on chains and connectors is identified early and flagged for monitoring, chains and connectors should be changed at 40%-50% wear. Wear on chain links may lead to chains failing the relevant entrapment test, however, the risk associated with this is low and most can remain in use until they reach the above level of wear.

Sealed for life parts are, by their very nature, particularly difficult to inspect. However any excessive movement or obvious signs of wear or damage identified will be reported accordingly.

The standards require a manufacturers label to be affixed to all equipment. This label must state the manufacturers details, year of manufacture, product name/reference and EN certification. Prior to 1999 very few manufacturers affixed a label to their products and more generally these labels are easily damaged or removed. As this is not detrimental to the equipment and does not influence the operational safety of the equipment, apart from during a Post Installation Inspection of new equipment, it is our policy not to record this failure within our reports.

Likewise the requirement within British and European Standards to have a ground level marked on items will not be reported unless a ground clearance failure is present or the issue is identified during a Post Installation Inspection.

There are various requirements for signage included in the British and European Standards. These relate to both site signage and in some cases specific usage signage on equipment. Any failure in these will be identified as standards failures as part of Post Installation and Annual Inspections and as maintenance issues as part of Routine and Operational Inspections.

The inspection provides a comprehensive statement of the condition of the site at the time of the inspection and therefore there may be findings recorded that do not currently require any action to be taken but the operator should be aware of these in order to monitor them for deterioration that will lead to action being required in the future. Likewise, findings may reflect issues that do not present a hazard e.g. minor surface rust but if action is taken in an appropriate timescale further deterioration may be prevented.

Inspections are recorded using an electronic asset management and inspection system. Wherever possible the inspections are completed live on site and synchronised into our cloud servers, from where the final report can be generated. Where available, previously reported findings that remain unresolved will be checked and re-risk assessed to highlight any changes in the time elapsed since they were first reported. These findings appear under a separate heading in the report.

Each finding is given a Cause eg Wear and Tear, Vandalism. This information can be useful for forward planning and tracking instances that may require input from other authorities such as the police.

The final report will also include an Asset List which includes information relating to manufacturer details (where possible), an expected End of Life Date, an overall Condition, an Age Range of the equipment and a Compliance with the relevant EN standard.

RISK ASSESSMENT AND URGENCY (Resolve by Date)

A risk assessment of each finding is provided to assist the operator in determining the level of the hazard found.

The risk assessment utilises the 5 x 5 quantitative methodology and risk is assigned as a product of probability and severity.

Risk Score = Probability X Severity

A final qualitative risk rating of high, medium or low is then obtained from an outcome matrix based upon the calculated risk score.

Risk Score

The following tables give examples of the factors, which may be considered to determine the appropriate levels of probability and severity utilised in the calculation of quantitative risk scores. Examples indicated are not exhaustive.

Probability Score	Probability of Occurrence
1 – Very Low	No significant probability <ul style="list-style-type: none">• Lightning Strike
2 – Low	Minimal probability of occurrence. Requires significant factor or combination of factors to take place <ul style="list-style-type: none">• Significant increase in intensity of use.
3 – Moderate	Moderate probability. An added factor is needed to cause an Accident. Designed use is unlikely to be problematic, additional Factor is required. <ul style="list-style-type: none">• Covers or guards loose, removed or vandalised• Absent guard rail or barrier at high levels
4 – High	High probability. Accident is probable without any added factor. <ul style="list-style-type: none">• Glass contaminant in loose fill surface• Exposed sharp edges on equipment
5 – Very High	Very High probability. If the situation is not addressed an accident is almost certain. <ul style="list-style-type: none">• Severely worn chains / shackles• Severely damaged surfacing within impact area

Severity Score	Severity of injury
1 – Very Low	No injury likely e.g. damaged or soiled clothing, minor bruising
2 – Low	Minor injury – Laceration or bruising requiring first aid only
3 – Moderate	Injury requiring medical intervention e.g. laceration requiring stitches, sprain, fracture of small bones of hand or foot.
4 – High	Serious injury including hospitalisation for observation e.g. concussion, fracture of long bones of leg/arm, back/neck injuries, fractured skull
5 – Very High	Severe injury involving the potential for permanent disability e.g. amputation, loss of sight, spinal injury, fatality.

Risk Rating

Having obtained a risk score the qualitative risk rating is obtained using the following matrix.

SEVERITY	5	1 x 5 = 5 LOW	2 x 5 = 10 MEDIUM	3 x 5 = 15 MEDIUM	4 x 5 = 20 HIGH	5 x 5 = 25 IMMEDIATE
	4	1 x 4 = 4 LOW	2 x 4 = 8 LOW	3 x 4 = 12 MEDIUM	4 x 4 = 16 HIGH	5 x 4 = 20 HIGH
	3	1 x 3 = 3 V LOW	2 x 3 = 6 LOW	3 x 3 = 9 LOW	4 x 3 = 12 MEDIUM	5 x 3 = 15 MEDIUM
	2	1 x 2 = 2 V LOW	2 x 2 = 4 LOW	3 x 2 = 6 LOW	4 x 2 = 8 LOW	5 x 2 = 10 MEDIUM
	1	1 x 1 = 1 V LOW	2 x 1 = 2 V LOW	3 x 1 = 3 V LOW	4 x 1 = 4 LOW	5 x 1 = 5 LOW
			1	2	3	4
		PROBABILITY				

Timescale for Action (Resolve by Date/Urgency)

Each finding will be given a timescale for action to be undertaken (Resolve by Date/Urgency). *These dates are advisory.* The timescales are primarily based on the risk associated with the finding - higher risks having shorter timescales; however there are some very low risk findings that would be considered socially unacceptable e.g. offensive graffiti or litter, these may also have shorter timescales. In addition some lower risk findings may be assigned a shorter timescale as swift action may prevent further deterioration.





Inspection Scope for RPII Annual Inspectors

This document outlines the RPII scope for inspections undertaken by the Inspectors listed as Annual Inspectors on the RPII Register of Inspectors when undertaking Indoor Annual, Outdoor Annual, Outdoor Operational and Outdoor Routine inspections.

Inspections are undertaken with reference to the standards listed in this preamble only; where no date for the standard is given it will be the standard that is current at the time of inspection except where overlap periods are granted by the standards committee when standards are updated. The information contained in reports is provided to assist the owner/operator in fulfilling their responsibilities as detailed in the relevant standard. Other standards referenced within the listed standards do not form part of the inspection, unless they are also explicitly listed here.

The following standards are relevant to all installations of equipment that are publicly accessible to users; this includes public parks, pay and play parks, schools, nurseries, public houses, holiday parks, indoor play centres, farm parks etc. All equipment used or employed in publicly accessible areas should meet with the requirements of the relevant standards (listed below):

BS EN 1176 Parts 1, 2, 3, 4, 5, 6, 10 & 11 Playground equipment intended for permanent installation outdoors & indoors.

BS EN 1176 Part 7 - 'Guidance on Installation, Inspection, Maintenance and Operation' (this document gives guidance to the owners/operators of the facility on the installation, inspection, maintenance and operation of playground equipment, excluding ancillary items).

In the United Kingdom the National Foreword forms an important part to the understanding and implementation of the recommendations set out in this document. It clarifies the application of the document within the UK as best practice guidance, as the document has been used since its initial publication. Therefore, in the UK this standard (BS EN 1176 – Part 7) contains no requirements and needs to be read and implemented as guidance, with the use of the term 'shall' therefore becoming a recommendation, as in the term 'should'.

Domestic play equipment falls outside of the scope of BS EN 1176 and has its own standards (BS EN 71 series – Safety of Toys). Where domestic equipment can be identified this will be acknowledged in the report but any comments concerning compliance will follow the requirements and recommendations of BS EN 1176.

When water play items, including spray parks, are inspected any comments concerning compliance within the inspection will refer to EN 1176. We have not assessed these against the requirements of EN 17232 (Water play equipment and features).

Other equipment that is not clearly identified as unsupervised or domestic (natural play, self-build equipment etc.) will be assessed for compliance with the relevant standard listed below:

BS EN 15312 Free access multi-sports equipment

BS EN 14974 Skateparks

BS EN 16630 Permanently installed outdoor fitness equipment

BS EN 16899 Parkour equipment (plus RPII/API guidance notes)

Annual and Post Installation inspections will take into consideration compliance with these current standards, and defects related to wear and vandalism. Items not listed in the report have not been included in the inspection. The inspection will cover the playground equipment and the active area (that area which is obviously part of the playground), nominally up to three metres around, the fence line if closer, or other areas as agreed.

Operational inspections only take into consideration defects related to cleanliness, equipment ground clearances, ground surface finishes, exposed foundations, sharp edges, missing parts, excessive wear (of moving parts) structural integrity, wear and vandalism.

Routine visual inspections relate only to the most obvious defects such as broken or missing parts, litter, vandalism and issues created by severe weather conditions (the intention is to identify hazards created by storm damage).

All inspections are non-dismantling, non-destructive and do not include any structural, toxicology or impact assessments defined in the standard; however, the inspector will undertake a manual test for stability and if equipment fails under manual load, or any other hazard is identified as an unacceptable risk, the owner/operator will be notified as soon as practicably possible.

The inspector will access all reasonably accessible equipment and will assess all reasonably accessible parts above the standing surface. Where it is not possible to access parts of the equipment without employing an alternative means of access the report will record the action required by the owner/operator to ensure the continued safe use of the equipment.

Ancillary equipment will be assessed using the inspector's knowledge and experience of the standards named in this document. (Note: Ancillary items are not included in the specific equipment-type parts of the EN 1176 series; hence they are not assessed for compliance with EN 1176 series and are subject to a general safety assessment).

The owner/operator is responsible for the overall safety of the equipment and area.

The inspector will not undertake any of the following works unless specifically agreed in writing at the time of order:

Checking the depth and underlying structural integrity of any surface areas and/or carrying out any testing of the impact attenuating properties of any surfaces; the identification of any corrosion, rot or other deterioration in any apparatus or equipment other than by an external inspection; the inspection of any equipment (or part thereof) that is beneath the playing surface (loose-fill materials may be moved to expose foundations); tightening any bolts, hinges or other fixing devices on any apparatus or equipment; assessing or inspecting any electrical installations contained on any site and/or apparatus and/or equipment; assessing or inspecting any water supplies and/or water features and/or any associated computerised systems (including carrying out any programming); where planting or trees are mentioned in the report no assessments of toxicity, suitability or condition are undertaken – the owner/operator should have suitable inspections provided by a competent person.

The owner/operator should have a 'design risk assessment' provided by the manufacturer/designer of the area for the equipment and location in which the facility is installed.

The operator is responsible for managing risks of their provision and is required by law to carry out a 'suitable and sufficient assessment' of the risks associated with a site or activity. This inspection shall be considered as contributing to the operator's discharge of this responsibility.

The details contained within the report are a snapshot of the condition at the time of inspection only and subsequent events may affect the condition of the facility. Suggested remedial actions are based on the knowledge and experience of the inspector and/or that of the inspection company. The owner/operator should always seek the advice of the manufacturer or a competent person when undertaking repairs and/or modifications to equipment.

Table 1

The operator is responsible for following the guidance of the relevant standards. The standards give guidance on the installation, inspection, maintenance and operation of the various types of facilities. The inspection guidance is listed in Table 1, with an indication of which parts will be included in an RPII Annual or Post-Installation Inspection. The relevant standards also contain additional parts which the operator should follow.

Inspection Recommendations of relevant standards Refer to relevant standards for full text	Annual Main	RPII Annual/ Post Installation Inspection
6.1 d) Overall levels of safety of equipment (see note 1)	✓	✓[1]
6.1 d) Overall levels of safety of foundations (see note 1)	✓	✓[1]
6.1 d) Overall levels of safety of playing surfaces (see note 2)	✓	✓[2]
6.1 d) Compliance with the relevant parts of the standard and or risk assessment (see note 3)	✓	✓[3]
6.1 d) Effects of weather	✓	✓
6.1 d) Presence of rot, decay or corrosion (see note 1)	✓	✓[1]
6.1 d) Assessment of repairs made or added or replaced components (see note 4)	✓	✓[4]
6.1 d) Excavation or dismantling/additional measures	✓	✗
6.2.1 Assessment of glass reinforced plastics (see note 5)	✓	✓[5]
6.2.1 Inspection of one post equipment (see note 1)	✓	✓[1]
6.2.4 Undertaking the Operators inspection protocol	✓	✗

NB: The clause numbers in table 1 are taken from BS EN 1176 - Part 7:2020. The content is equally applicable to all other relevant standards listed herein. Playgrounds contain a range of equipment from different manufacturers and installed over a number of years; operators should implement any guidance provided by the manufacturer. Item specific detail is not readily available to RPII Playground Inspectors, whose report contributes to the operator's overall Annual Main Inspection as detailed in the relevant

[1] A manual test only is undertaken for stability. Wear and instability are only detectable where readily apparent without dismantling or destruction and without the use of tools, excavation or specialist equipment. Rot and corrosion are tested or with a hammer and/or steel rod. Decay in timber may exist which can only be found with specialist equipment.

[2] Only the visible condition and dimensional compliance of surface extent is considered. Neither testing of impact attenuating properties nor measurement of the thickness of bound surfaces are undertaken on RPII annual inspections.

[3] The inspection assesses compliance where this can be tested on site using manual methods without dismantling, destruction and without the use of tools or specialist equipment.

[4] The operator should use manufacturer's recommended parts, or equivalent. We are unable to verify if such parts have been used, and any subsequent change in quality or performance.

[5] Visible glass fibres will be noted in reports. The operator is responsible for repairs or replacement.

Inspection Report

This report shows Findings and Tasks recorded during the Inspection(s) matching the selection criteria set in the Report Wizard. If no Findings or Tasks are shown, none were recorded.

Each Inspection includes a declaration signed by the Inspector stating that no defects were found other than those recorded.

Inspections included in this report

Site Name	Townwell Play Area	 09/08/2023
Inspection Type	Playground-Annual	
Actual Date	09/08/2023 13:08:50	
Inspector	Louisa Hill	

Finding Summary

Townwell Play Area Findings


Asset	Finding Title	Creation Date	Resolve By Date	Risk Level
Fence Wire Mesh	Finish - Bolts Protruding	08/07/2020 10:48:00	08/10/2020 10:48:00	Low
Multiplay Unit Junior	Slide Surface - Gaps	08/07/2020 10:48:00	08/10/2020 10:48:00	Low
Multiplay Unit Junior	Design - General - Risk Apparent	08/07/2020 10:48:00	08/10/2020 10:48:00	Low
Signage	Finish - Bolts Protruding	08/07/2020 10:48:00	08/10/2020 10:48:00	Low
Site - Townwell Play Area Cromhall	Surface - Trip points	08/07/2020 10:48:00	23/10/2020 14:34:00	Low
Swing - 1 Bay Basket Swing	Entrapment - Finger	08/07/2020 10:48:00	08/07/2021 10:48:00	Low
Rocker - Double	Item - Bearings Worn	25/07/2022 09:17:00	01/11/2023 12:26:25	Low
Bench Seat x2	Fixtures - Loose or Missing	08/07/2020 10:48:00	07/01/2021 10:48:00	Very Low
Gate Pedestrian	Gate - Self-Closing - Adjustment	08/07/2020 10:48:00	08/10/2020 10:48:00	Very Low
Swing - 1 Bay Basket Swing	Chain - Connectors Notched	08/07/2020 10:48:00	08/07/2021 10:48:00	Very Low
Swing - 1 Bay Basket Swing - Surface	Surface - Wearing	08/07/2020 10:48:00	08/07/2021 10:48:00	Very Low
Swing - 1 Bay Basket Swing - Surface	Surface - Cracking	08/07/2020 10:48:00	07/01/2021 10:48:00	Very Low
Carousel - Surface	Surface - Wearing	29/07/2021 13:46:31	29/07/2022 13:46:48	Very Low
Bench Seat x2	Timber - Not in Good Condition	25/07/2022 09:17:00	25/07/2023 09:17:00	Very Low
Bench Seat x2	Item - Requires cleaning	25/07/2022 09:17:00	25/07/2022 09:17:00	Very Low
Multiplay Unit Junior	Item - Requires cleaning	25/07/2022 09:17:00	25/01/2023 09:17:00	Very Low
Multiplay Unit Junior	Item - Loose in Ground	25/07/2022 09:17:00	25/07/2023 09:17:00	Very Low
Rocker Van	Fixtures - Loose or Missing	25/07/2022 09:17:00	25/01/2023 09:17:00	Very Low
Swing - 1 Bay Basket Swing	Item - Damaged	25/07/2022 09:17:00	25/07/2023 09:17:00	Very Low
Gate Maintenance	Item - Rusting in places	09/08/2023 13:10:34	08/08/2024 13:10:44	Very Low
Signage	Finish - Bolts Protruding	09/08/2023 13:13:28	24/01/2024 12:13:39	Very Low
Picnic Table (Plastic)	Ground Eroded	09/08/2023 13:16:23	24/01/2024 12:16:36	Very Low
Carousel - Surface	Surface - Edges Shrunk	09/08/2023 13:22:21	24/01/2024 12:22:35	Very Low
Multiplay Unit Junior	Item - Corrosion	09/08/2023 13:30:27	08/08/2024 13:30:38	Very Low

Inspection - Townwell Play Area - 09/08/2023 13:08:50

Site Name	Townwell Play Area
Inspection Type	Playground-Annual
Actual Date	09/08/2023 13:08:50
Inspector	Louisa Hill
 09/08/2023	


Site Name	Townwell Play Area
Address	Cromhall
Postcode	GL12 8AQ


Townwell Play Area Inspected Asset List (see Inspection Notes for exceptions)


Asset Name	Bench Seat x2	
Asset Category	Facilities	
Asset Type	Seating	
Asset Sub Type	Bench with back rest	
Manufacturer		
EN Compliant		
Age Ranges		
Asset Condition	Average	
Expected End of Life/Removed Date	31/03/2028	


Asset Name	Carousel
Asset Category	Equipment (Outdoor Play)
Asset Type	Carousel
Asset Sub Type	Other (Specify in Name Field)
Manufacturer	Kompan Ltd
EN Compliant	Yes
Age Ranges	Toddler, Junior
Asset Condition	As New
Expected End of Life/Removed Date	31/03/2033


Asset Name	Carousel - Surface
Asset Category	Surface
Asset Type	Safer Surface
Asset Sub Type	Wet Pour
Manufacturer	
EN Compliant	Yes
Age Ranges	
Asset Condition	Average
Expected End of Life/Removed Date	31/03/2030

Asset Name	Fence Close Board	
Asset Category	Perimeter	
Asset Type	Fencing	
Asset Sub Type	Close Board	
Manufacturer		
EN Compliant		
Age Ranges		
Asset Condition	Average	
Expected End of Life/Removed Date	31/03/2028	

Asset Name	Fence Timber Panel	
Asset Category	Perimeter	
Asset Type	Fencing	
Asset Sub Type	Timber Paling	
Manufacturer		
EN Compliant		
Age Ranges		
Asset Condition	Average	
Expected End of Life/Removed Date	31/03/2028	
		09/08/2023

Asset Name	Fence Wire Mesh	
Asset Category	Perimeter	
Asset Type	Fencing	
Asset Sub Type	Wire Mesh	
Manufacturer		
EN Compliant		
Age Ranges		
Asset Condition	Average	
Expected End of Life/Removed Date	31/03/2033	
		09/08/2023


Asset Name	Gate Maintenance	
Asset Category	Perimeter	
Asset Type	Entrance	
Asset Sub Type	Maintenance Gate	
Manufacturer		
EN Compliant		
Age Ranges		
Asset Condition	Average	
Expected End of Life/Removed Date	31/03/2028	
		09/08/2023

Asset Name	Gate Pedestrian	
Asset Category	Perimeter	
Asset Type	Entrance	
Asset Sub Type	Self Closing Gate	
Manufacturer		
EN Compliant		
Age Ranges		
Asset Condition	Average	
Expected End of Life/Removed Date	31/03/2030	
		09/08/2023

Asset Name	Multiplay Unit Junior	
Asset Category	Equipment (Outdoor Play)	
Asset Type	Multiplay	
Asset Sub Type	Multiplay Unit - Junior	
Manufacturer	Playworld Systems (Europe) Ltd	
EN Compliant	Yes	
Age Ranges	Junior	
Asset Condition	Average	
Expected End of Life/Removed Date	31/03/2030	

09/08/2023

Asset Name	Multiplay Unit Junior - Surface
Asset Category	Surface
Asset Type	Safer Surface
Asset Sub Type	Open Weave Matrix Tiles
Manufacturer	
EN Compliant	Yes
Age Ranges	
Asset Condition	Average
Expected End of Life/Removed Date	31/03/2030

Asset Name	Picnic Table (Plastic)	
Asset Category	Facilities	
Asset Type	Seating	
Asset Sub Type	Picnic Table	
Manufacturer		
EN Compliant		
Age Ranges		
Asset Condition	Average	
Expected End of Life/Removed Date	31/03/2033	

09/08/2023

Asset Name	Picnic Table (Timber)	
Asset Category	Facilities	
Asset Type	Seating	
Asset Sub Type	Picnic Table	
Manufacturer		
EN Compliant		
Age Ranges		
Asset Condition	Average	
Expected End of Life/Removed Date	31/03/2027	

04/08/2022

Asset Name	Rocker - Double	
Asset Category	Equipment (Outdoor Play)	
Asset Type	Rocker	
Asset Sub Type	Type 2A - Single Point - Unidirectional	
Manufacturer	Playworld Systems (Europe) Ltd	
EN Compliant	Yes	
Age Ranges	Toddler	
Asset Condition	Average	
Expected End of Life/Removed Date	31/03/2030	
		09/08/2023

Asset Name	Rocker - Double - Surface
Asset Category	Surface
Asset Type	Safer Surface
Asset Sub Type	Open Weave Matrix Tiles
Manufacturer	
EN Compliant	Yes
Age Ranges	
Asset Condition	Average
Expected End of Life/Removed Date	31/03/2030

Asset Name	Rocker Van	
Asset Category	Equipment (Outdoor Play)	
Asset Type	Rocker	
Asset Sub Type	Type 2A - Single Point - Unidirectional	
Manufacturer	G L Jones Playgrounds Ltd	
EN Compliant	Yes	
Age Ranges	Toddler	
Asset Condition	Average	
Expected End of Life/Removed Date	31/03/2030	
		09/08/2023

Asset Name	Rocker Van - Surface
Asset Category	Surface
Asset Type	Safer Surface
Asset Sub Type	Grass
Manufacturer	
EN Compliant	Yes
Age Ranges	
Asset Condition	Average
Expected End of Life/Removed Date	31/03/2030

Asset Name	Signage
Asset Category	Site
Asset Type	Signage
Asset Sub Type	Information
Manufacturer	
EN Compliant	
Age Ranges	
Asset Condition	Average
Expected End of Life/Removed Date	31/03/2028



09/08/2023

Asset Name	Signage - Operator
Asset Category	Site
Asset Type	Signage
Asset Sub Type	Operator Sign
Manufacturer	
EN Compliant	
Age Ranges	
Asset Condition	Average
Expected End of Life/Removed Date	31/03/2030



09/08/2023

Asset Name	Site - Townwell Play Area Cromhall
Asset Category	Site
Asset Type	Site
Asset Sub Type	The Overall Site
Manufacturer	
EN Compliant	
Age Ranges	
Asset Condition	Average
Expected End of Life/Removed Date	31/03/2033



09/08/2023

Asset Name	Swing - 1 Bay Basket Swing
Asset Category	Equipment (Outdoor Play)
Asset Type	Swing
Asset Sub Type	Type 1 - Traditional (Basket/Tyre Seat)
Manufacturer	Playworld Systems (Europe) Ltd
EN Compliant	No
Age Ranges	Junior
Asset Condition	Average
Expected End of Life/Removed Date	31/03/2030



09/08/2023

Asset Name	Swing - 1 Bay Basket Swing - Surface
Asset Category	Surface
Asset Type	Safer Surface
Asset Sub Type	Wet Pour
Manufacturer	
EN Compliant	Yes
Age Ranges	
Asset Condition	Average
Expected End of Life/Removed Date	31/03/2030

Asset Name	Swing - 2 Bay Mixed Seat	
Asset Category	Equipment (Outdoor Play)	
Asset Type	Swing	
Asset Sub Type	Type 1 - Traditional (Mixed Seats)	
Manufacturer	G L Jones Playgrounds Ltd	
EN Compliant	Yes	
Age Ranges	0 - 2 Years, Toddler, Junior	
Asset Condition	Good	
Expected End of Life/Removed Date	31/03/2032	

09/08/2023

Asset Name	Swing - 2 Bay Mixed Seat - Surface
Asset Category	Surface
Asset Type	Safer Surface
Asset Sub Type	Open Weave Matrix Tiles
Manufacturer	
EN Compliant	Yes
Age Ranges	
Asset Condition	Good
Expected End of Life/Removed Date	31/03/2032

Findings and Tasks reported within the Inspection

Carousel - Surface - Findings

Asset	Carousel - Surface
Finding Group	Maintenance
Finding Title	Surface - Edges Shrunk
Standard Reference	
Standard Description	Surface - Edges Shrunk
Finding Notes	
Cause	Poor Maintenance
Finding Creation Date	09/08/2023 13:22:21
Risk Value Text	1 x 3 = 3
Risk Level	Very Low
Resolve By Date	24/01/2024 12:22:35
Finding Status	Open

Finding Photos



09/08/2023



09/08/2023

Surface - Edges Shrunk - Task

Task Title	Repair edges
Task Notes	Refer to contractors for comment
Task Status	Unapproved

Gate Maintenance - Finding

Asset	Gate Maintenance
Finding Group	Maintenance
Finding Title	Item - Rusting in places
Standard Reference	
Standard Description	Item is rusting in places
Finding Notes	
Cause	Wear and Tear
Finding Creation Date	09/08/2023 13:10:34
Risk Value Text	1 x 1 = 1
Risk Level	Very Low
Resolve By Date	08/08/2024 13:10:44
Finding Status	Open



Asset Photo

Finding Photos




09/08/2023

Item - Rusting in places - Task

Task Title	Monitor
Task Notes	
Task Status	Unapproved

Multiplay Unit Junior - Findings

Asset	Multiplay Unit Junior	 <p>Asset Photo</p>
Finding Group	Maintenance	
Finding Title	Item - Corrosion	
Standard Reference		
Standard Description	Item has corrosion	
Finding Notes		
Cause	Wear and Tear	
Finding Creation Date	09/08/2023 13:30:27	
Risk Value Text	1 x 1 = 1	
Risk Level	Very Low	
Resolve By Date	08/08/2024 13:30:38	
Finding Status	Open	

Finding Photos



09/08/2023



09/08/2023

Item - Corrosion - Task

Task Title	Monitor
Task Notes	
Task Status	Unapproved

Picnic Table (Plastic) - Finding

Asset	Picnic Table (Plastic)
Finding Group	Maintenance
Finding Title	Ground Eroded
Standard Reference	
Standard Description	Ground eroded
Finding Notes	
Cause	Wear and Tear
Finding Creation Date	09/08/2023 13:16:23
Risk Value Text	1 x 2 = 2
Risk Level	Very Low
Resolve By Date	24/01/2024 12:16:36
Finding Status	Open



Asset Photo

Finding Photos




09/08/2023

Ground Eroded - Task

Task Title	Make good surface
Task Notes	
Task Status	Unapproved

Signage - Findings

Asset	Signage	 <p>Asset Photo</p>
Finding Group	BS EN 1176:2017 Part 1 (General - Playground)	
Finding Title	Finish - Bolts Protruding	
Standard Reference	EN 1176:2017 - 1 - 4.2.5	
Standard Description	There are bolt threads protruding within the accessible parts of the equipment that are not permanently covered (e.g. dome headed nuts).	
Finding Notes		
Cause	Installation Defect	
Finding Creation Date	09/08/2023 13:13:28	
Risk Value Text	1 x 2 = 2	
Risk Level	Very Low	
Resolve By Date	24/01/2024 12:13:39	
Finding Status	Open	

Finding Photos




09/08/2023

Finish - Bolts Protruding - Task

Task Title	Remove excessive threads
Task Notes	
Task Status	Unapproved

Previously Reported Findings and Tasks (unresolved at time of Inspection)

Bench Seat x2 - Findings

Asset	Bench Seat x2	 <p>Asset Photo</p>
Finding Group	Maintenance	
Finding Title	Timber - Not in Good Condition	
Standard Reference		
Standard Description	Timber condition	
Finding Notes		
Cause	Wear and Tear	
Finding Creation Date	25/07/2022 09:17:00	
Risk Value Text	1 x 2 = 2	
Risk Level	Very Low	
Resolve By Date	25/07/2023 09:17:00	
Finding Status	Open	

Finding Photos



09/08/2023



04/08/2022



25/07/2022

Timber - Not in Good Condition - Task

Task Title	Monitor
Task Notes	
Task Status	Unapproved

Asset	Bench Seat x2
Finding Group	Maintenance
Finding Title	Item - Requires cleaning
Standard Reference	
Standard Description	The equipment is dirty or algae covered
Finding Notes	
Cause	Wear and Tear
Finding Creation Date	25/07/2022 09:17:00
Risk Value Text	1 x 1 = 1
Risk Level	Very Low
Resolve By Date	25/07/2022 09:17:00
Finding Status	Open



Asset Photo

Finding Photos



09/08/2023



04/08/2022



25/07/2022

Item - Requires cleaning - Task

Task Title	Clean Item
Task Notes	
Task Status	Unapproved

Asset	Bench Seat x2
Finding Group	Maintenance
Finding Title	Fixtures - Loose or Missing
Standard Reference	
Standard Description	Fixtures loose or missing
Finding Notes	Both seats
Cause	Wear and Tear
Finding Creation Date	08/07/2020 10:48:00
Risk Value Text	1 x 2 = 2
Risk Level	Very Low
Resolve By Date	07/01/2021 10:48:00
Finding Status	Open



Asset Photo

Finding Photos



Fixtures - Loose or Missing - Task

Task Title	Tighten loose fixtures & fittings
Task Notes	
Task Status	Unapproved


Carousel - Surface - Findings

Asset	Carousel - Surface
Finding Group	Maintenance
Finding Title	Surface - Wearing
Standard Reference	
Standard Description	Surface wearing
Finding Notes	
Cause	Wear and Tear
Finding Creation Date	29/07/2021 13:46:31
Risk Value Text	1 x 1 = 1
Risk Level	Very Low
Resolve By Date	29/07/2022 13:46:48
Finding Status	Open

Finding Photos



09/08/2023



04/08/2022



29/07/2021

Surface - Wearing - Task

Task Title	Monitor
Task Notes	
Task Status	Unapproved

Fence Wire Mesh - Finding

Asset	Fence Wire Mesh
Finding Group	BS EN 1176:2017 Part 1 (General - Playground)
Finding Title	Finish - Bolts Protruding
Standard Reference	EN 1176:2017 - 1 - 4.2.5
Standard Description	There are bolt threads protruding within the accessible parts of the equipment that are not permanently covered (e.g. dome headed nuts).
Finding Notes	
Cause	Installation Defect
Finding Creation Date	08/07/2020 10:48:00
Risk Value Text	2 x 2 = 4
Risk Level	Low
Resolve By Date	08/10/2020 10:48:00
Finding Status	Open



Asset Photo

Finding Photos



09/08/2023



09/08/2023



09/08/2023



04/08/2022



29/07/2021



29/07/2021



08/07/2020



08/07/2020

Finish - Bolts Protruding - Task

Task Title	Remove excessive threads
Task Notes	
Task Status	Unapproved

Gate Pedestrian - Finding

Asset	Gate Pedestrian
Finding Group	Maintenance
Finding Title	Gate - Self-Closing - Adjustment
Standard Reference	
Standard Description	Self-closing gate does not function correctly
Finding Notes	Gate stands ajar
Cause	Wear and Tear
Finding Creation Date	08/07/2020 10:48:00
Risk Value Text	1 x 2 = 2
Risk Level	Very Low
Resolve By Date	08/10/2020 10:48:00
Finding Status	Open




Asset Photo

Finding Photos



09/08/2023



04/08/2022



29/07/2021



08/07/2020

Gate - Self-Closing - Adjustment - Task

Task Title	Adjust self-closure mechanism
Task Notes	
Task Status	Unapproved

Multiplay Unit Junior - Findings

Asset	Multiplay Unit Junior
Finding Group	Maintenance
Finding Title	Item - Requires cleaning
Standard Reference	
Standard Description	The equipment is dirty or algae covered
Finding Notes	
Cause	Wear and Tear
Finding Creation Date	25/07/2022 09:17:00
Risk Value Text	1 x 1 = 1
Risk Level	Very Low
Resolve By Date	25/01/2023 09:17:00
Finding Status	Open



Asset Photo

Finding Photos



09/08/2023



09/08/2023



04/08/2022



04/08/2022



04/08/2022



25/07/2022



25/07/2022

Item - Requires cleaning - Task

Task Title	Clean Item
Task Notes	
Task Status	Unapproved

Asset	Multiplay Unit Junior
Finding Group	Maintenance
Finding Title	Item - Loose in Ground
Standard Reference	
Standard Description	Loose in ground
Finding Notes	Green plastic climber element
Cause	Wear and Tear
Finding Creation Date	25/07/2022 09:17:00
Risk Value Text	1 x 3 = 3
Risk Level	Very Low
Resolve By Date	25/07/2023 09:17:00
Finding Status	Open



Asset Photo

Finding Photos



09/08/2023



04/08/2022

Item - Loose in Ground - Task

Task Title	Monitor
Task Notes	
Task Status	Unapproved

Asset	Multiplay Unit Junior
Finding Group	BS EN 1176:2017 Part 3 (Slides - Playground)
Finding Title	Slide Surface - Gaps
Standard Reference	EN 1176:2017 - 3 - 4.6
Standard Description	The slide surface is constructed of more than one piece and is not fabricated to eliminate gaps at the joints to inhibit the introduction of sharp objects.
Finding Notes	
Cause	Installation Defect
Finding Creation Date	08/07/2020 10:48:00
Risk Value Text	1 x 4 = 4
Risk Level	Low
Resolve By Date	08/10/2020 10:48:00
Finding Status	Open



Asset Photo

Finding Photos




08/07/2020



08/07/2020

Slide Surface - Gaps - Task

Task Title	Modify to meet EN 1176
Task Notes	
Task Status	Unapproved

Asset	Multiplay Unit Junior	 <p>Asset Photo</p>
Finding Group	BS EN 1176:2017 Part 1 (General - Playground)	
Finding Title	Design - General - Risk Apparent	
Standard Reference	EN 1176:2017 - 1 - 4.2.1	
Standard Description	The equipment is not designed so that the risk involved is apparent and foreseeable by the user.	
Finding Notes	The tunnel is constructed of more than one piece and is not fabricated to eliminate gaps at the joints to inhibit the introduction of sharp objects.	
Cause	Installation Defect	
Finding Creation Date	08/07/2020 10:48:00	
Risk Value Text	1 x 4 = 4	
Risk Level	Low	
Resolve By Date	08/10/2020 10:48:00	
Finding Status	Open	

Finding Photos



08/07/2020

Design - General - Risk Apparent - Task

Task Title	Modify to meet EN 1176
Task Notes	
Task Status	Unapproved

Rocker - Double - Findings

Asset	Rocker - Double
Finding Group	Maintenance
Finding Title	Item - Bearings Worn
Standard Reference	
Standard Description	The bearings are worn
Finding Notes	09.08.23 Condition deteriorated
Cause	Wear and Tear
Finding Creation Date	25/07/2022 09:17:00
Risk Value Text	2 x 3 = 6
Risk Level	Low
Resolve By Date	01/11/2023 12:26:25
Finding Status	Open



Asset Photo

Finding Photos



09/08/2023




04/08/2022

Item - Bearings Worn - Task

Task Title	Monitor
Task Notes	
Task Status	Unapproved

Rocker Van - Finding

Asset	Rocker Van	
Finding Group	Maintenance	
Finding Title	Fixtures - Loose or Missing	
Standard Reference		
Standard Description	Fixtures loose or missing	
Finding Notes	Base fixings loose	
Cause	Wear and Tear	
Finding Creation Date	25/07/2022 09:17:00	
Risk Value Text	1 x 3 = 3	
Risk Level	Very Low	
Resolve By Date	25/01/2023 09:17:00	
Finding Status	Open	Asset Photo

Finding Photos



09/08/2023



04/08/2022

Fixtures - Loose or Missing - Task

Task Title	Tighten loose fixtures & fittings
Task Notes	
Task Status	Unapproved

Signage - Findings

Asset	Signage
Finding Group	BS EN 1176:2017 Part 1 (General - Playground)
Finding Title	Finish - Bolts Protruding
Standard Reference	EN 1176:2017 - 1 - 4.2.5
Standard Description	There are bolt threads protruding within the accessible parts of the equipment that are not permanently covered (e.g. dome headed nuts).
Finding Notes	
Cause	Installation Defect
Finding Creation Date	08/07/2020 10:48:00
Risk Value Text	2 x 2 = 4
Risk Level	Low
Resolve By Date	08/10/2020 10:48:00
Finding Status	Open



Asset Photo

Finding Photos



09/08/2023



04/08/2022



04/08/2022



29/07/2021



08/07/2020



08/07/2020

Finish - Bolts Protruding - Task

Task Title	Remove excessive threads
Task Notes	
Task Status	Unapproved

Site - Townwell Play Area Cromhall - Findings

Asset	Site - Townwell Play Area Cromhall
Finding Group	Maintenance
Finding Title	Surface - Trip points
Standard Reference	
Standard Description	Trip points
Finding Notes	
Cause	Wear and Tear
Finding Creation Date	08/07/2020 10:48:00
Risk Value Text	2 x 3 = 6
Risk Level	Low
Resolve By Date	23/10/2020 14:34:00
Finding Status	Open



Asset Photo


Finding Photos



09/08/2023



04/08/2022



08/07/2020



08/07/2020

Surface - Trip points - Task

Task Title	Repair surface
Task Notes	
Task Status	Unapproved

Swing - 1 Bay Basket Swing - Findings

Asset	Swing - 1 Bay Basket Swing
Finding Group	Maintenance
Finding Title	Item - Damaged
Standard Reference	
Standard Description	Item is damaged
Finding Notes	Chain covers
Cause	Wear and Tear
Finding Creation Date	25/07/2022 09:17:00
Risk Value Text	1 x 3 = 3
Risk Level	Very Low
Resolve By Date	25/07/2023 09:17:00
Finding Status	Open



Asset Photo

Finding Photos



09/08/2023



09/08/2023



04/08/2022

Item - Damaged - Task

Task Title	Monitor
Task Notes	
Task Status	Unapproved

Asset	Swing - 1 Bay Basket Swing
Finding Group	Maintenance
Finding Title	Chain - Connectors Notched
Standard Reference	
Standard Description	Chain link connectors notched
Finding Notes	
Cause	Wear and Tear
Finding Creation Date	08/07/2020 10:48:00
Risk Value Text	1 x 3 = 3
Risk Level	Very Low
Resolve By Date	08/07/2021 10:48:00
Finding Status	Open



Asset Photo

Finding Photos




09/08/2023



04/08/2022



25/07/2022



29/07/2021



08/07/2020



08/07/2020

Chain - Connectors Notched - Task

Task Title	Monitor
Task Notes	
Task Status	Unapproved

Asset	Swing - 1 Bay Basket Swing
Finding Group	BS EN 1176:2017 Part 1 (General - Playground)
Finding Title	Entrapment - Finger
Standard Reference	EN 1176:2017 - 1 - 4.2.7.6
Standard Description	When tested in accordance with EN 1176 a finger entrapment is present.
Finding Notes	
Cause	Manufacturer Defect
Finding Creation Date	08/07/2020 10:48:00
Risk Value Text	1 x 4 = 4
Risk Level	Low
Resolve By Date	08/07/2021 10:48:00
Finding Status	Open



Asset Photo

Finding Photos



08/07/2020

Entrapment - Finger - Task

Task Title	No action given the risk assessment
Task Notes	
Task Status	Unapproved


Swing - 1 Bay Basket Swing - Surface - Findings

Asset	Swing - 1 Bay Basket Swing - Surface
Finding Group	Maintenance
Finding Title	Surface - Wearing
Standard Reference	
Standard Description	Surface wearing
Finding Notes	
Cause	Wear and Tear
Finding Creation Date	08/07/2020 10:48:00
Risk Value Text	1 x 1 = 1
Risk Level	Very Low
Resolve By Date	08/07/2021 10:48:00
Finding Status	Open


Finding Photos



09/08/2023



04/08/2022



29/07/2021




08/07/2020

Surface - Wearing - Task

Task Title	Monitor
Task Notes	
Task Status	Unapproved

Asset	Swing - 1 Bay Basket Swing - Surface
Finding Group	Maintenance
Finding Title	Surface - Cracking
Standard Reference	
Standard Description	
Finding Notes	
Cause	Wear and Tear
Finding Creation Date	08/07/2020 10:48:00
Risk Value Text	1 x 3 = 3
Risk Level	Very Low
Resolve By Date	07/01/2021 10:48:00
Finding Status	Open

Finding Photos




09/08/2023



04/08/2022



25/07/2022



29/07/2021



29/07/2021



08/07/2020



08/07/2020

Surface - Cracking - Task

Task Title	Repair surface
Task Notes	
Task Status	Unapproved

Previously Reported Findings Marked Complete During Inspection

Carousel - Surface - Findings

Asset	Carousel - Surface
Finding Group	Maintenance
Finding Title	Surface - Weeds
Standard Reference	
Standard Description	Surface has unintended weeds
Finding Notes	
Cause	Routine
Finding Creation Date	25/07/2022 09:17:00
Risk Value Text	1 x 1 = 1
Risk Level	Very Low
Resolve By Date	25/01/2023 09:17:00
Finding Status	Closed

Finding Photos



04/08/2022



25/07/2022

Surface - Weeds - Task

Task Title	Remove weeds
Task Notes	
Task Status	Completed

Asset	Carousel - Surface
Finding Group	Maintenance
Finding Title	Surface - Edges Shrunk
Standard Reference	
Standard Description	Surface - Edges Shrunk
Finding Notes	
Cause	Wear and Tear
Finding Creation Date	08/07/2020 10:48:00
Risk Value Text	2 x 3 = 6
Risk Level	Low
Resolve By Date	08/10/2020 10:48:00
Finding Status	Closed

Finding Photos




04/08/2022



25/07/2022



29/07/2021



08/07/2020




08/07/2020

Surface - Edges Shrunk - Task

Task Title	Repair edges
Task Notes	
Task Status	Completed

Multiplay Unit Junior - Findings

Asset	Multiplay Unit Junior	 <p>Asset Photo</p>
Finding Group	Maintenance	
Finding Title	Fixtures - Loose or Missing	
Standard Reference		
Standard Description	Fixtures loose or missing	
Finding Notes		
Cause	Wear and Tear	
Finding Creation Date	08/07/2020 10:48:00	
Risk Value Text	1 x 3 = 3	
Risk Level	Very Low	
Resolve By Date	08/10/2020 10:48:00	
Finding Status	Open	

Finding Photos



09/08/2023



04/08/2022



29/07/2021




08/07/2020

Fixtures - Loose or Missing - Task

Task Title	Tighten loose fixtures & fittings
Task Notes	
Task Status	Assigned

Rocker - Double - Findings

Asset	Rocker - Double	
Finding Group	Maintenance	
Finding Title	Fixtures - Loose or Missing	
Standard Reference		
Standard Description	Fixtures loose or missing	
Finding Notes		
Cause	Wear and Tear	
Finding Creation Date	08/07/2020 10:48:00	
Risk Value Text	3 x 3 = 9	
Risk Level	Low	
Resolve By Date	08/08/2020 10:48:00	
Finding Status	Closed	Asset Photo

Finding Photos



04/08/2022



29/07/2021



08/07/2020



08/07/2020




08/07/2020

Fixtures - Loose or Missing - Task

Task Title	Tighten loose fixtures & fittings
Task Notes	
Task Status	Completed

Site - Townwell Play Area Cromhall - Findings

Asset	Site - Townwell Play Area Cromhall	 <p>Asset Photo</p>
Finding Group	Maintenance	
Finding Title	Surface - Trip points	
Standard Reference		
Standard Description	Trip points	
Finding Notes		
Cause	Design Defect	
Finding Creation Date	08/07/2020 10:48:00	
Risk Value Text	1 x 3 = 3	
Risk Level	Very Low	
Resolve By Date	08/07/2021 10:48:00	
Finding Status	Closed	

Finding Photos



04/08/2022



08/07/2020



08/07/2020

Surface - Trip points - Task

Task Title	Repair surface
Task Notes	Consider covering drain covers
Task Status	Completed

Swing - 1 Bay Basket Swing - Findings

Asset	Swing - 1 Bay Basket Swing
Finding Group	BS EN 1176:2017 Part 2 (Swings - Playground)
Finding Title	Ground Clearance - Group-Use Seat
Standard Reference	EN 1176:2017 - 2 - 4.2
Standard Description	The ground clearance under the swing seat is less than the minimum permitted of 400mm.
Finding Notes	
Cause	Installation Defect
Finding Creation Date	08/07/2020 10:48:00
Risk Value Text	2 x 4 = 8
Risk Level	Low
Resolve By Date	08/10/2020 10:48:00
Finding Status	Closed



Asset Photo


Finding Photos



04/08/2022



08/07/2020



08/07/2020

Ground Clearance - Group-Use Seat - Task

Task Title	Modify to meet EN 1176
Task Notes	
Task Status	Completed

Swing - 1 Bay Basket Swing - Surface - Findings

Asset	Swing - 1 Bay Basket Swing - Surface
Finding Group	Maintenance
Finding Title	Surface - Edges Shrunk
Standard Reference	
Standard Description	Surface - Edges Shrunk
Finding Notes	25.07.22 Condition deteriorated
Cause	Wear and Tear
Finding Creation Date	08/07/2020 10:48:00
Risk Value Text	2 x 3 = 6
Risk Level	Low
Resolve By Date	07/01/2021 10:48:00
Finding Status	Closed

Finding Photos



04/08/2022



04/08/2022



29/07/2021



08/07/2020

Surface - Edges Shrunk - Task

Task Title	Repair edges
Task Notes	
Task Status	Completed